



义务教育教科书

英语

(三年级起点)

四年级
上册



人民教育出版社

CONTENTS



- 2** — **Unit 1 My classroom** 
- 12** — **Unit 2 My schoolbag** 
- 22** — **Unit 3 My friends** 
- 32** — **Recycle 1** 
- 36** — **Unit 4 My home** 
- 46** — **Unit 5 Dinner's ready** 
- 56** — **Unit 6 Meet my family!** 
- 66** — **Recycle 2** 
- 70** — **Words in each unit** 
- 72** — **Vocabulary** 
- 74** — **Useful expressions** 



Zhang Peng



Sarah



Miss White



Wu Yifan



Chen Jie



Mike



Mr Jones



John



Amy



Zoom



Zip



Unit One

Where's my schoolbag?

It's near the computer.

Let's clean the desks and chairs.

Let me clean the windows.

My classroom

Hey, Zhang Peng. We have a new classroom.

Let me clean the fish bowl.

Excuse me.

Oh, sorry.

A

Let's talk

Hey, Zhang Peng.
We have a new classroom.

Really? What's in
the classroom?

Let's go and see!



It's so big!

Look! My picture!

Where is it?

It's near the window.

Let's play

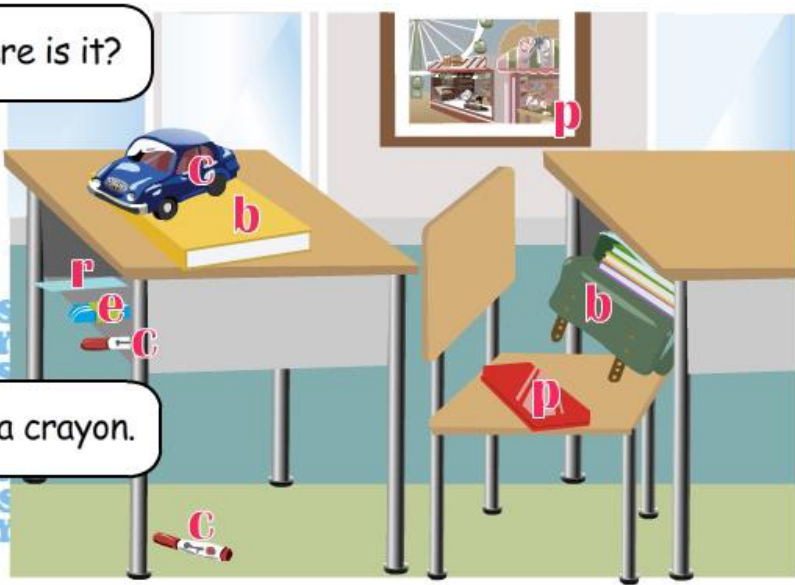
I see a "c".

It's in a desk.

Where is it?




It's a crayon.





Let's learn



Let's do



Open the door.



Turn on the light.

Close the window.



Put up the picture.

Clean the blackboard.





Let's spell

Read, listen and chant.



cake



face



name



make

Read, listen and tick (✓).



Listen, circle and write.



a a-e

cap



a a-e



a a-e



a a-e



Let's talk

Let's clean the classroom!

OK.



Let me clean the teacher's desk.



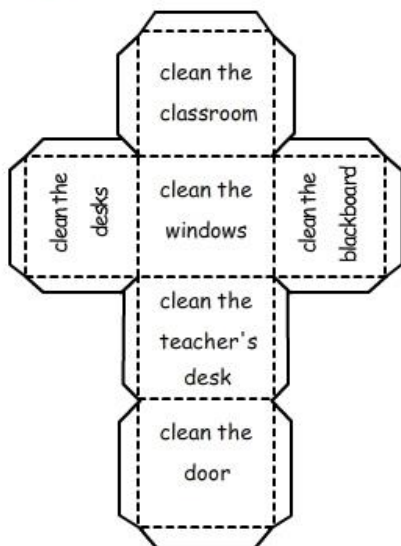
Let me clean the windows.

Let me help you.

Thank you.



Let's play



Let's clean the classroom!

OK.



Let me clean the teacher's desk.


Let me clean the blackboard.



Let's learn




Colour and say





Read and write

Read and tick (✓) or cross (×). 



Where is the green book?

It is under the teacher's desk. ☐

Where is the kite?

It is near the window. ☐

Where is the picture?

It is near the kite. ☐

Where is the blue pencil box?

It is on the floor. ☐



Look, choose and write.



It is in the _____.



It is under the _____.



It is near the _____.

window desk chair floor wall door

Where is the _____?

Now write about
your classroom.

It is in/on/under/near the _____.





Let's check

Listen and tick (✓) or cross (×).



Look and circle.

What is in the classroom?

A door, three desks,
two chairs, a computer,
a teacher's desk,
a blackboard and a window.

A

A door, three chairs,
two desks, a blackboard,
a computer, a teacher's desk
and a window.

B



Let's sing

We have a new classroom

What's in your new classroom? Four walls and a floor,
Pictures and windows, and a yellow door!





Story time



Unit Two

John, I have a new schoolbag.

May I see it?

I lost my notebook.

What colour is it?

It's green. I like it very much.

My schoolbag

For Hope Schools

My schoolbag is heavy.

What's in it?

I have a maths book,
a Chinese book ...

Let's talk



Let's play






Let's learn

What's in your schoolbag?

An English book, a Chinese book and three storybooks.



Let's do



Put your Chinese book in your desk.



Put your pencil box on your English book.

Put your maths book under your schoolbag.



Put your eraser near your pencil box.





Let's spell



Read, listen and chant.



like



kite

5

five

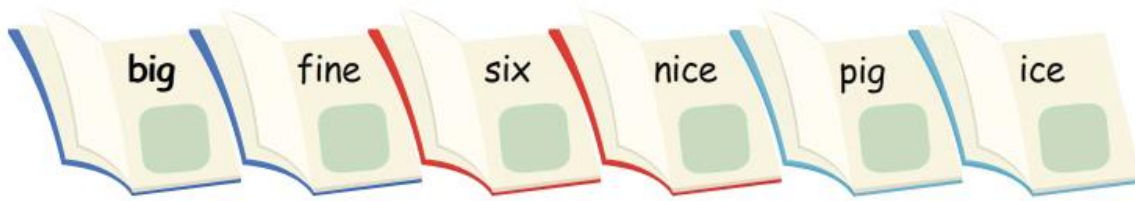
9

nine



rice

Read, listen and number.



Listen, circle and write.

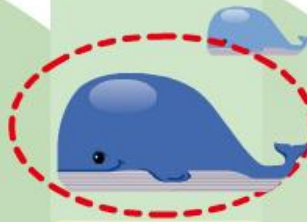
5

i i-e

five

6

i i-e



i i-e



i i-e



Let's talk



失物招领
Lost & Found



Let's play

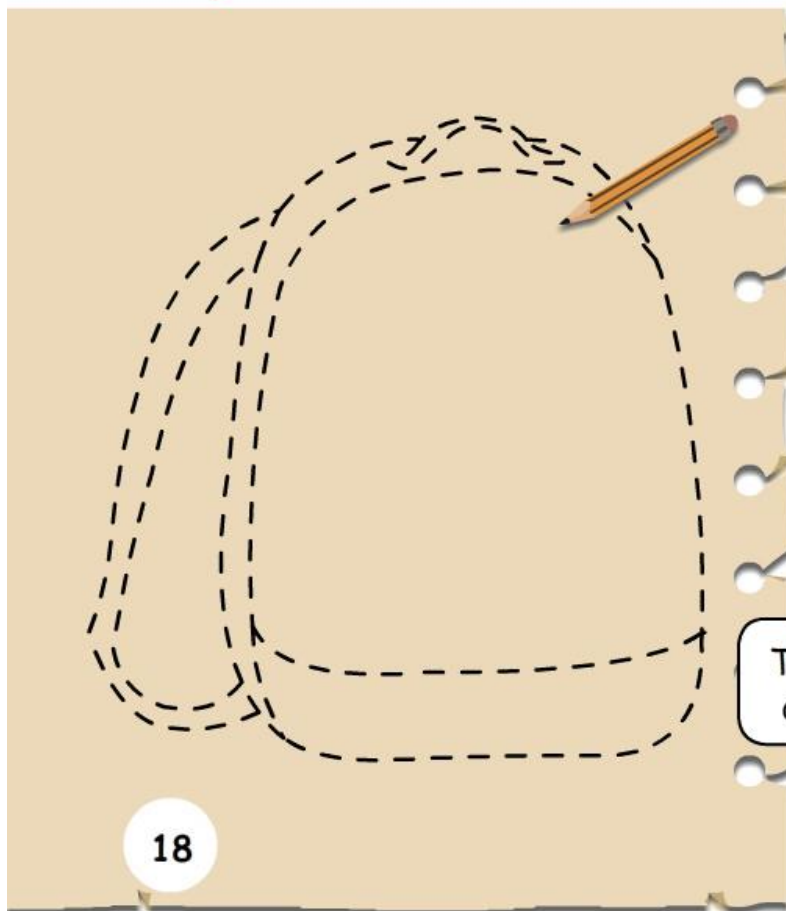




Let's learn



Draw and say





Read and write

Read and circle. 

What is in your schoolbag?

I have two storybooks, three keys, some candies, some toys and a cute panda in my schoolbag.



Look, choose and write.

What is in it?



I have three _____, an _____, a _____,
and a _____ in my desk.

bag pen pencil keys notebook candy egg

What's in your desk?



I have _____ in my desk.



Let's check

Listen and number.



Look and circle.

What is in the schoolbag?

A maths book, an English book,
two storybooks, a key, some
candies and three pens. **A**

A notebook, a key, an English
book, a maths book, some candies,
two pens and two storybooks. **B**



Let's sing

My schoolbag

Oh no, my bag is heavy!
Oh no, my bag is heavy!
Oh no, my bag is heavy!
What do you have in your schoolbag?!





Story time



Unit Three

She's short and thin. She has two big eyes. She's cute.

What's her name? She's short and she has long hair. She has an orange schoolbag.

Guess! He's strong and he has two big eyes. He's very friendly.

It's Zhang Peng.

My friends



It's me, Sarah.



Who's he?



Wu Yifan! He's tall and thin. He has glasses.





Let's talk

Mum, I have a new friend.

Really? A Chinese friend?

Yes, he's very friendly.



What's his name?

His name is Zhang Peng.



Look! He's tall and strong.

Yes, he is.



Let's play



I have a new friend. She's tall and thin.

Her name is Lucy.

What's her name?

Oh, there she is.



Let's learn



I have a good friend.
He's tall and strong.

Who is he?

His name is ...



Let's chant



Tim is my friend.
He's a good, good boy.
He's tall and thin.
He's a good, good boy.

Lily is my friend.
She's a cute, cute girl.
She's quiet and friendly.
She's a cute, cute girl.

Now chant about your friends!





Let's spell

Read, listen and chant.



nose



note



Coke



Mr Jones

Read, listen and tick (✓).

1. not note lot

2. hot hope home

3. box dog nose

4. nose rose lost

Listen, circle and write.



o o-e

dog



o o-e



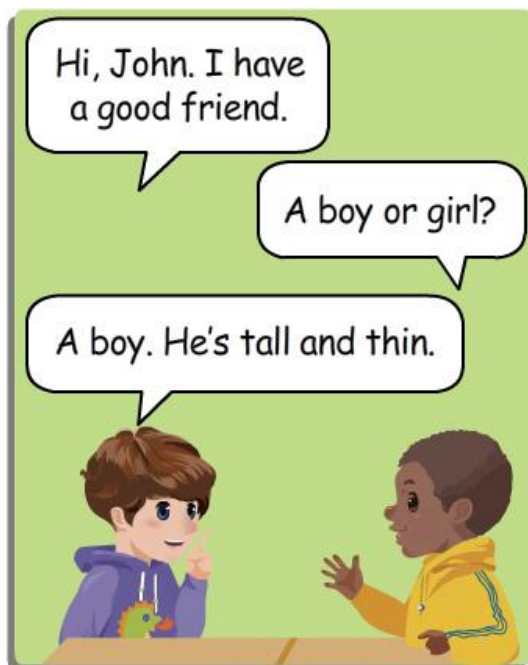
o o-e



o o-e

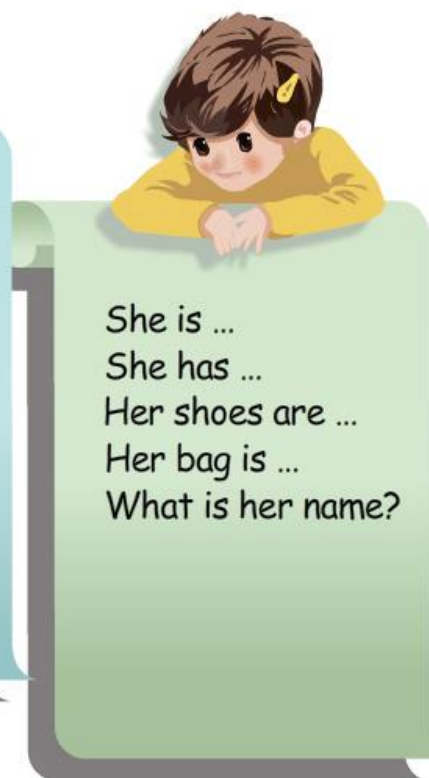



Let's talk



Let's play

My friends





Let's learn



Say and draw


I have a friend.
He has short hair.

He has a green bag
and brown shoes.





Read and write

Read and match. 



He has short hair. He has a big green bag. What is his name?
 She has long hair. She has orange shoes. What is her name?
 She is tall. She is friendly. She has a blue hat. Who is she?
 He is short and thin. He has glasses. He is near the window. Who is he?

Look, choose and write.



He is and .



He has a red .



She has .

short
tall
bag
thin
white shoes
glasses
long hair
short hair

Name:

 is and .

 has a bag.

Now write
about one of your
classmates!





Let's check

Listen and number.



Look and match.



tall and strong
quiet

friendly

short brown hair
glasses

blue shoes

long black hair

short and thin



Let's sing

Friends

If your friend is tall and quiet, clap your hands.
If your friend is tall and quiet, clap your hands.
If your friend is tall and quiet, if your friend is tall and quiet,
If your friend is tall and quiet, clap your hands.





Story time



2



Wow!
It's so big!



Oh, it's too big.
I can't pull it up.



Come on, friends.
Please help me.

We're
coming!

One, two,
three, pull!




I'm strong.
Let's work together.



Hooray!


Recycle 1

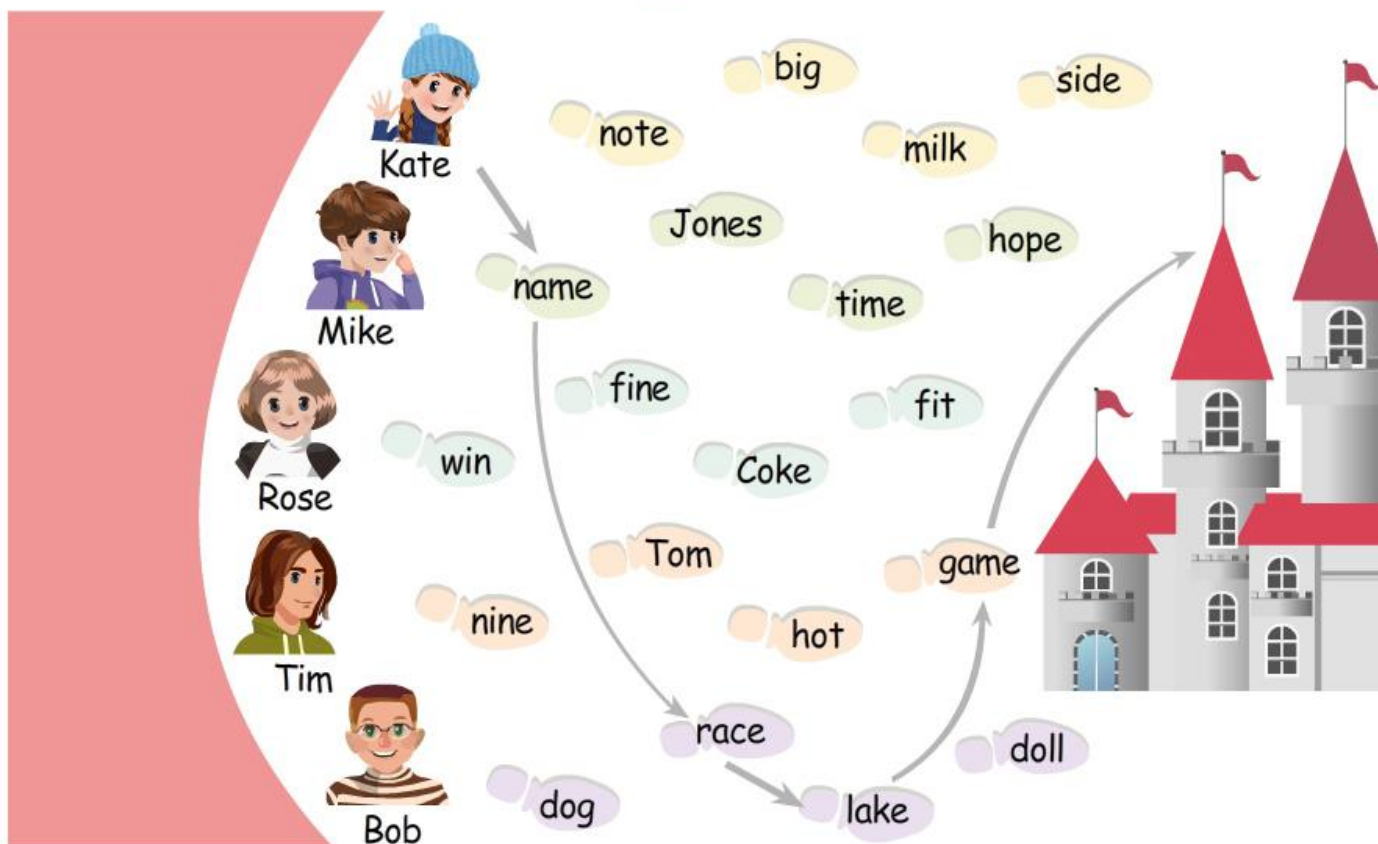
Read aloud. 




Can you act it out?



Connect and say. 



Look, listen and write. 


1. Kate likes to make rice _____.

2. Five mice ride a nice _____.

3. Mr Jones phones me at _____.



Look and find.



Read aloud and match the pictures.

Mike: John, let's clean the classroom now.

1. John: OK. Let me clean the board.

Mike: Let me clean the desks and chairs!

John: Mike, who's he? He's very tall and

2. he has brown hair.

Mike: He's my friend. He's a new student.

John: What's his name?

Mike: His name is Ted.




Look at the pictures and finish the dialogues.

Play a game.



Unit Four



My home



Zip, your living room is nice.



Zip is in the bathroom.
I'm her sister.



A

Let's talk



A comic strip with four panels showing two girls looking for a cat. In the first panel, a girl says, "I have a cat. She's cute." In the second panel, she asks, "Where is she?" and the other girl replies, "Mmm. Is she in the living room?" and "No, she isn't." In the third panel, she asks, "Is she in the study?" and the other girl replies, "No, she isn't." In the fourth panel, she says, "Look! She's in the kitchen." and the other girl replies, "Look! She's in the kitchen."

I have a cat. She's cute.

Where is she?

Mmm. Is she in the living room?

No, she isn't.

Is she in the study?

No, she isn't.

Look! She's in the kitchen.

Let's play



A comic strip with four panels showing two boys looking for a pen. In the first panel, a boy asks, "Where's my pen?" In the second panel, he asks, "Is it in your desk?" and the other boy replies, "No, it isn't." In the third panel, he asks, "Is it in your hand?" and the other boy replies, "Yes, it is!"

Where's my pen?

Is it in your desk?

No, it isn't.

Is it in your hand?

Yes, it is!



Let's learn



Let's do



Go to the living room.
Watch TV.



Go to the study.
Read a book.



Go to the kitchen.
Have a snack.

Go to the bedroom.
Have a nap.



Go to the bathroom.
Take a shower.



Let's spell

Read, listen and chant.



use



cute

Excuse me ...



excuse

Listen, circle and say.

c u t e c u t u s u s e f u n t u b e
u p e x c u s e b u s m u m m u l e

Listen, circle and write.



u u-e

duck



u u-e



u u-e



u u-e



Let's talk



Ask, answer and write





Let's learn



Let's play


Look at that room.

Look at that room.
It has a blue bed.

Look at that room.
It has a blue bed.
The bed is near
the window.



Read and write

Read and match. 

This is my living room. My books are on the sofa, and my pens are on the fridge. My bag is under the table, and my glasses are near the phone. Where are my keys? Can you find them?



Look, choose and write.



The sofa is in the _____.



The chairs are in the _____.

living room
bathroom

bedroom
study

kitchen

Now write about your room.



phone
chairs


sofa
fridge

table
bed

The _____ is in the _____.

The _____ are in the _____.

Let's check

Listen and tick (✓) or cross (×). 



Look and tick (✓).

FOR RENT
 2 bedrooms (beds)
 1 living room (sofa,
 table and TV)
 1 kitchen (fridge)
 2 bathrooms


FOR RENT
 1 bedroom (bed)
 1 living room
 (sofa and TV)
 1 kitchen (fridge)
 1 bathroom



Let's sing

My home

Where, oh, where has the TV gone?
 Where, oh, where can it be?
 Where, oh, where has the TV gone?
 It's in the bedroom with me.





Story time

1



2



3



4



5



6



Unit Five



What would you like?

I'd like some beef.

I'd like some vegetables.

Dinner's ready

Five yuan, please.

Would you like
a knife and fork?

Cheers!

No, thanks. I can
use chopsticks.

Help yourself.

A Let's talk

Mum, I'm hungry.
What's for dinner?

What would you like?

I'd like some
soup and bread,
please.

What would you
like for dinner?

Some fish and
vegetables, please.

Dinner's ready!

Thanks!

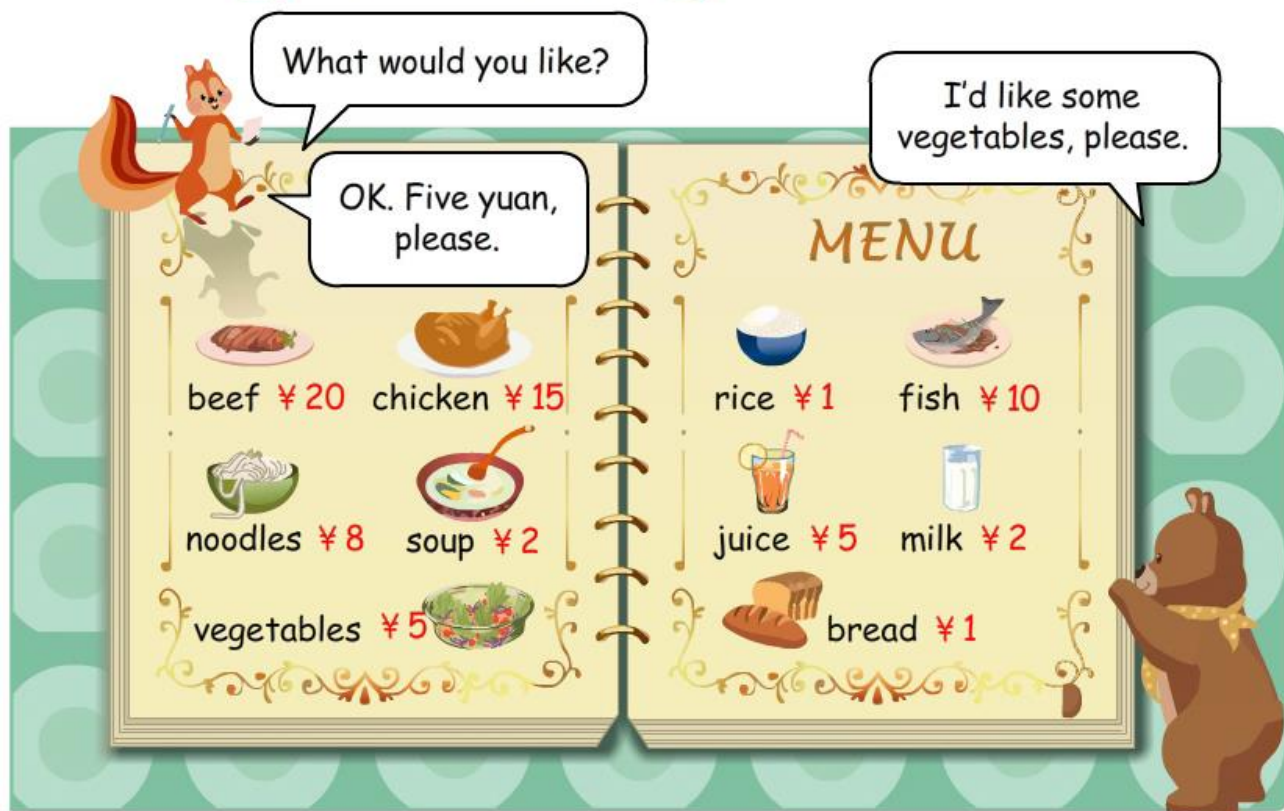
Let's survey

What would you
like for dinner?

I'd like some rice
and vegetables.

| |  |  |  |  |  |  | |
|------|---|---|---|---|--|---|--------|
| name | fish | vegetables | rice | bread | juice | soup | others |
| Mike | | ✓ | ✓ | | | | |
| | | | | | | | |
| | | | | | | | |
| | | | | | | | |

Words Let's learn



Let's play



Let's spell

Read, listen and chant.



me



he



she



we

Read, listen and tick (✓).

bed be

red we

pencil me

get she

he let



Listen, circle and write.



-e i-e

rice



-e u-e



-e -e-



-e o-e



Let's talk




Let's play





Let's learn



Let's do

Make a salad



Pass me the bowl.



Pass me the knife.



Cut the vegetables.



Use the spoon.




Use the fork.



Now let's try it!



Read and write

Read and tick (✓). 



Tick the pictures you read about in the talk.



Look, choose and write.



In my soup,

I'd like some _____, _____ *and some* _____.

rice vegetables fish beef noodles juice


What would you like for dinner?

I'd like some _____.



Let's check

Listen and tick (✓).



Look and match.



Let's sing

What would you like?

What would you like? What would you like?
I'd like some fish. I'd like some fish.
I'd like some beef. I'd like some beef.
Put it on my dish. Put it on my dish.





Story time



Unit Six



How many people are there in your family?

Nine.

Is that your uncle?

Yes, it is. He's a football player.

What's your aunt's job?

Wow!

She's a nurse.

Meet my family!



That's Sarah's father.
He's a doctor.



A

Let's talk




Let's count



Let's learn

Hi. Meet my family!



Let's play



Let's spell

Read, listen and circle.

1 me/he
men/fan
rice/face

2 had/hid
make/Mike
hot/nose

3 use/us
case/cat
man/mum

Listen and chant.

We like the cat! It's cute. It's cute.
He's got a cake and a cup of milk.
A rose on the cake! It's red. It's red.
Cut the cake. Give me the cake.
He likes cake. We like it, too!



Chant again. Group and write.

face rice nose use me bag mum six leg dog
we



B



Let's talk



Draw and say





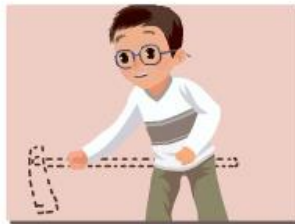
Let's learn



THEY ARE HELPFUL !



Let's play




He's a driver!





Read and write

Read and tick (✓) or cross (×). 

This is my family. My mother is a teacher. She is very friendly. My father is a basketball player. He is tall and strong. My uncle is a cook. My aunt is a nurse. I am a student. I have no job.



Is this John's mother?



Is this John's aunt?



Is this his father?



Is this his uncle?



Look and write.

What is his/her job?



He is a driver.

doctor



_____ is a _____.



She is a nurse.

farmer



_____ is a _____.



Now write about your family.

This is _____.

_____ is a _____.



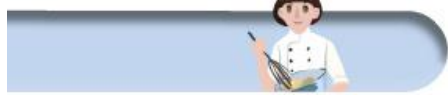
Let's check

Listen and tick (✓).



Look and match.

In my family there are six people.



My mother is a nurse.
My father is a driver.
My uncle is a doctor.
My aunt is a cook.
My cousin is a student.
I am a student, too.



Let's sing

My family

What's his job? He's a driver.
What's his job? He's a driver.
What's his job? He's a driver.
He is not a cook.





Story time



1



Hi. Welcome to my home.

2



Look at these photos.

These are photos of my family.

3



What's your father's job?

He's a cook.

Great.

4



This is my uncle. He's a taxi driver.

He's strong.

5



This is my grandpa.

Is he a teacher?

Yes!

6



Look! A baseball player!

Who's that?

Haha! It's me!

Recycle 2

Read aloud. 



Can you act it out?





Girl: Can I _____ your sleigh, Santa? My bus is _____ and my _____ is at home.

Santa: Yes, little girl. Give them some cake and they can take you _____.

Girl: Thank you so much. What do you want, Santa?

Santa: Just give _____ a smile. It's free to be _____.



Look, ask and answer.



dad



baby brother



cousin



grandma



mum



aunt



grandpa



uncle

Use these questions:

How many people are there in the family?

Where's John? Is this John's ...? What's his/her job?

Let's sing. 

We wish you a merry Christmas

We wish you a merry Christmas,

We wish you a merry Christmas,

We wish you a merry Christmas and a happy New Year.

Good tidings to you, wherever you are,

We wish you a merry Christmas and a happy New Year.







Words in each unit

单元词汇表

(注: 黑体词要求学生能够听、说、认读; 白体词只作听、说要求。)

Unit 1

| | |
|--|-----|
| classroom /'kla:sru:m/ 教室 | p.5 |
| window /'windəu/ 窗户 | p.5 |
| blackboard /'blækbo:d/ 黑板 | p.5 |
| light /laɪt/ 电灯 | p.5 |
| picture /'pɪktʃə(r)/ 图画 | p.5 |
| door /dɔ:(r)/ 门 | p.5 |
| teacher's desk 讲台 | p.8 |
| computer /kəm'pjutə(r)/ 计算机 | p.8 |
| fan /fæn/ 风扇 | p.8 |
| wall /wɔ:l/ 墙壁 | p.8 |
| floor /flɔ:(r)/ 地板 | p.8 |
| really /'riəli/ (表示兴趣或惊讶) 真的 | p.4 |
| near /nɪə(r)/ 距离近 | p.4 |
| TV /,ti: 'vi:/ 电视 | p.5 |
| clean /kli:n/ 打扫 | p.7 |
| help /help/ 帮助 | p.7 |

Unit 2

| | |
|---|------|
| schoolbag /'sku:l bæɡ/ 书包 | p.15 |
| maths /mæθs/ book 数学书 | p.15 |
| English /'ɪŋɡlɪʃ/ book 英语书 | p.15 |
| Chinese /,tʃaɪ'ni:z/ book 语文书 | p.15 |
| storybook /'stɔ:ri bu:k/ 故事书 | p.15 |

| | |
|---------------------------------------|------|
| candy /'kændi/ 糖果 | p.18 |
| notebook /'nəʊt bu:k/ 笔记本 | p.18 |
| toy /tɔɪ/ 玩具 | p.18 |
| key /ki:/ 钥匙 | p.18 |
| wow /waʊ/ 哇; 呀 | p.14 |
| lost /lɒst/ 丢失 (lose的过去式形式) | p.17 |
| so much /məʊtʃ/ 非常地 | p.17 |
| cute /kjʊt/ 可爱的 | p.19 |

Unit 3

| | |
|--------------------------------|------|
| strong /strɒŋ/ 强壮的 | p.25 |
| friendly /'frendli/ 友好的 | p.25 |
| quiet /'kwaɪət/ 安静的 | p.25 |
| hair /heə(r)/ 头发 | p.28 |
| shoe /ʃu:/ 鞋 | p.28 |
| glasses /'glɑ:sɪz/ 眼镜 | p.28 |
| his /hɪz/ 他的 | p.24 |
| or /ɔ:(r)/ 或者 | p.27 |
| right /raɪt/ 正确的; 对的 | p.27 |
| hat /hæt/ (常指带檐的) 帽子 | p.29 |
| her /hə(r); heə(r)/ 她的 | p.29 |

Unit 4

| | |
|------------------------------|------|
| bedroom /'bedru:m/ 卧室 | p.39 |
|------------------------------|------|

| | |
|--|------|
| living /'lɪvɪŋ/ 客厅; 起居室 | p.39 |
| study /'stʌdi/ 书房 | p.39 |
| kitchen /'kɪtʃɪn/ 厨房 | p.39 |
| bathroom /'bɑ:θru:m/ 浴室; 洗手间 | p.39 |
| bed /bed/ 床 | p.42 |
| phone /fəʊn/ 电话 | p.42 |
| table /'teɪbl/ 桌子 | p.42 |
| sofa /'səʊfə/ 长沙发 | p.42 |
| fridge /frɪdʒ/ 冰箱 | p.42 |
| find /faɪnd/ 找到 | p.43 |
| them /ðəm/ 他(她、它)们 | p.43 |

Unit 5

| | |
|--|------|
| beef /bi:f/ 牛肉 | p.49 |
| chicken /'tʃɪkɪn/ 鸡肉 | p.49 |
| noodles /'nu:dlz/ 面条 | p.49 |
| soup /su:p/ 汤 | p.49 |
| vegetable /'vedʒtəbl/ 蔬菜 | p.49 |
| chopsticks /'tʃɒpstɪks/ 筷子 | p.52 |
| bowl /bəʊl/ 碗 | p.52 |
| fork /fɔ:k/ 餐叉 | p.52 |
| knife /naɪf/ 刀 | p.52 |
| spoon /spu:n/ 勺 | p.52 |
| dinner /'dɪnə(r)/ (中午或晚上吃的) 正餐 | p.48 |
| ready /'redi/ 准备好 | p.48 |
| help yourself /jɒ:'self/ / 为(自己)取用 | p.51 |
| pass /pɑ:s/ 给; 递 | p.52 |
| try /traɪ/ 试; 尝试 | p.53 |

Unit 6

| | |
|--|------|
| parents /'peərənts/ 父母 | p.59 |
| cousin /'kʌzn/ 同辈表亲 (或堂亲) | p.59 |
| uncle /'ʌŋkl/ 舅父; 叔父; 伯父; 姑父; 姨夫 | p.59 |
| aunt /ɑ:nt/ 姑母; 姨母 | p.59 |
| baby /'beɪbi/ brother 婴儿小弟弟 | p.59 |
| doctor /'dɒktə(r)/ 医生 | p.62 |
| cook /kʊk/ 厨师 | p.62 |
| driver /'draɪvə(r)/ 司机 | p.62 |
| farmer /'fɑ:mə(r)/ 农民 | p.62 |
| nurse /nɜ:s/ 护士 | p.62 |
| people /'pi:pl/ 人们 | p.58 |
| but /bʌt/ 但是 | p.58 |
| little /'lɪtl/ 小的 | p.58 |
| puppy /'pʌpi/ 小狗 | p.58 |
| football player /'fʊtbɔ:l 'pleɪə(r)/ 足球运动员 | p.61 |
| job /dʒɒb/ 工作 | p.62 |
| basketball /'bɑ:skɪtbɔ:l/ 篮球 | p.63 |





Vocabulary

词汇表

(注: 黑体词要求学生能够听、说、认读; 白体词只作听、说要求。)

A

aunt /a:nt/ 姑母; 姨母 p.59

B

baby /'berbi/ **brother** 婴儿小弟弟 p.59

basketball /'bɑ:skɪtbɔ:l/ 篮球 p.63

bathroom /'bɑ:θru:m/
浴室; 洗手间 p.39

bed /bed/ 床 p.42

bedroom /'bedru:m/ 卧室 p.39

beef /bi:f/ 牛肉 p.49

blackboard /'blækbo:d/ 黑板 p.5

bowl /bəul/ 碗 p.52

but /bʌt/ 但是 p.58

C

candy /'kændi/ 糖果 p.18

chicken /'tʃɪkɪn/ 鸡肉 p.49

Chinese /tʃaɪ'ni:z/ **book** 语文书 p.15

chopsticks /'tʃɒpstɪks/ 筷子 p.52

classroom /'kla:sru:m/ 教室 p.5

clean /kli:n/ 打扫 p.7

computer /kəm'pjʊ:tə(r)/ 计算机 p.8

cook /kʊk/ 厨师 p.62

cousin /'kʌzn/ 同辈表亲
(或堂亲) p.59

cute /kju:t/ p.19

D

dinner /'dɪnə(r)/ (中午或晚上吃的)
正餐 p.48

doctor /'dɒktə(r)/ 医生 p.62

door /dɔ:(r)/ 门 p.5

driver /'draɪvə(r)/ 司机 p.62

E

English /'ɪŋɡlɪʃ/ **book** 英语书 p.15

F

fan /fæn/ 风扇 p.8

farmer /'fɑ:mə(r)/ 农民 p.62

find /faɪnd/ 找到 p.43

floor /flɔ:(r)/ 地板 p.8

football player /'fʊtbɔ:l 'pleɪə(r)/
足球运动员 p.61

fork /fɔ:k/ 餐叉 p.52

fridge /frɪdʒ/ 冰箱 p.42

friendly /'frendli/ 友好的 p.25

G

glasses /'glɑ:sɪz/ 眼镜 p.28

H

hair /heə(r)/ 头发 p.28

hat /hæt/ (常指带檐的) 帽子 p.29

help /help/ 帮助 p.7

help yourself /jɒ:'self/
为(自己)取用 p.51

her /hə(r); hæ:(r)/ 她的 p.29

his /hɪz/ 他的 p.24

J

job /dʒɒb/ 工作 p.62

| | | |
|---|------|--|
| K | | |
| key /ki:/ 钥匙 | p.18 | |
| kitchen /'kɪtʃɪn/ 厨房 | p.39 | |
| knife /naɪf/ 刀 | p.52 | |
| L | | |
| light /laɪt/ 电灯 | p.5 | |
| little /'lɪtl/ 小的 | p.58 | |
| living room /'lɪvɪŋ/ 客厅; 起居室 | p.39 | |
| lost /lɒst/ 丢失 (lose的过去式形式) | p.17 | |
| M | | |
| maths book /mæθs/ 数学书 | p.15 | |
| N | | |
| near /nɪə(r)/ 距离近 | p.4 | |
| noodles /'nu:dlz/ 面条 | p.49 | |
| notebook /'nəʊtbʊk/ 笔记本 | p.18 | |
| nurse /nɜ:s/ 护士 | p.62 | |
| O | | |
| or /ɔ:(r)/ 或者 | p.27 | |
| P | | |
| parents /'peərənts/ 父母 | p.59 | |
| pass /pɑ:s/ 给; 递 | p.52 | |
| people /'pi:pl/ 人们 | p.58 | |
| phone /fəʊn/ 电话 | p.42 | |
| picture /'pɪktʃə(r)/ 图画 | p.5 | |
| puppy /'pʌpi/ 小狗 | p.58 | |
| Q | | |
| quiet /'kwaɪət/ 安静的 | p.25 | |
| R | | |
| ready /'redi/ 准备好 | p.48 | |
| really /'ri:əli/ (表示兴趣或惊讶) 真的 | p.4 | |
| right /raɪt/ 正确的; 对的 | p.27 | |
| S | | |
| schoolbag /'sku:l bæɡ/ 书包 | p.15 | |
| shoe /ʃu:/ 鞋 | p.28 | |
| so much /mʌtʃ/ 非常地 | p.17 | |
| sofa /'səʊfə/ 长沙发 | p.42 | |
| soup /su:p/ 汤 | p.49 | |
| spoon /spu:n/ 勺 | p.52 | |
| storybook /'stɔ:ri bʊk/ 故事书 | p.15 | |
| strong /strɒŋ/ 强壮的 | p.25 | |
| study /'stʌdi/ 书房 | p.39 | |
| T | | |
| table /'teɪbl/ 桌子 | p.42 | |
| teacher's desk 讲台 | p.8 | |
| them /ðəm/ 他(她、它)们 | p.43 | |
| toy /tɔɪ/ 玩具 | p.18 | |
| try /traɪ/ 试; 尝试 | p.53 | |
| TV /,ti: 'vi:/ 电视 | p.5 | |
| U | | |
| uncle /'ʌŋkl/ 舅父; 叔父; 伯父; 姑父; 姨夫 | p.59 | |
| V | | |
| vegetable /'vedʒtəbl/ 蔬菜 | p.49 | |
| W | | |
| wall /wɔ:l/ 墙壁 | p.8 | |
| window /'wɪndəʊ/ 窗户 | p.5 | |
| wow /waʊ/ 哇; 呀 | p.14 | |





Useful expressions

常用表达法

Unit 1

We have a new classroom.

我们有间新教室。 p.4

Let's go and see!

我们去看看吧! p.4

Where is it?

它在哪儿? p.4

It's near the window.

就在窗户旁边。 p.4

Let's clean the classroom!

我们打扫教室吧! p.7

Let me clean the windows.

我来擦窗户。 p.7

Unit 2

What's in your schoolbag?

你书包里有什么? p.14

**An English book, a maths book,
three storybooks and ...**

一本英语书, 一本数学书, 三本故事书
和 p.14

What colour is it?

它是什么颜色的? p.17

It's blue and white.

是蓝白色的。 p.17

Unit 3

What's his name?

他叫什么名字? p.24

His name is Zhang Peng.

他叫张鹏。 p.24

He's tall and strong.

他又高又壮。 p.24

Who's he?

他是谁? p.27

**He has glasses and his shoes
are blue.**

他戴眼镜, 穿蓝色鞋子。 p.27

Unit 4

Is she in the living room?

她在客厅里吗? p.38

No, she isn't.

不, 她不在。 p.38

Where are the keys?

钥匙在哪儿? p.41

Are they on the table?

它们在桌子上吗? p.41

**No, they aren't. They're in
the door.**

不, 不在。它们在门上。 p.41

Unit 5

What's for dinner?

晚餐吃什么? p.48

What would you like?

你想吃什么? p.48

I'd like some soup and bread, please. (I'd like = I would like)

我想要汤和面包。 p.48

Help yourself.

随便吃吧。 p.51

Would you like a knife and fork?

你想要刀叉吗? p.51

No, thanks.

不了, 谢谢。 p.51

I can use chopsticks.

我会用筷子。 p.51

Unit 6

How many people are there in your family, Chen Jie?

你家有几口人, 陈杰? p.58

Three.

三口人。 p.58

My family has six people.

我家有六口人。 p.58

Is this your uncle?

这是你叔叔吗? p.61

Yes, it is. He's a football player.

是的, 他是位足球运动员。 p.61

What's your aunt's job?

你婶婶做什么工作? p.61

She's a nurse.

她是位护士。 p.61



后 记

本册教科书是人民教育出版社课程教材研究所英语课程教材研究开发中心依据教育部《义务教育英语课程标准》（2011年版）与加拿大灵通教育有限公司（Lingo Learning Inc.）合作编写的，经国家基础教育课程教材专家工作委员会2013年审查通过。

本册教科书集中反映了基础教育教科书研究与实验的成果，凝聚了参与课改实验的教育专家、学科专家、教研人员以及一线教师的集体智慧。我们感谢所有对教科书的编写、出版提供过帮助与支持的同仁和社会各界朋友，以及整体设计艺术指导吕敬人等。特别感谢原教材主要编写人员龚亚夫、郝建平、张献臣、吴悦心、李静纯、杜志娴、David Booth, Ronald Lynn 等。

本册教科书出版之前，我们通过多种渠道与教科书选用作品（包括照片、画作）的作者进行了联系，得到了他们的大力支持。对此，我们表示衷心的感谢！但仍有部分作者未能取得联系，恳请入选作品的作者与我们联系，以便支付稿酬。

我们真诚地希望广大教师、学生及家长在使用本册教科书的过程中提出宝贵意见，并将这些意见和建议及时反馈给我们。让我们携起手来，共同完成义务教育教材建设工作！

联系方式

电 话：010-58758866

电子邮箱：jcfk@pep.com.cn

人民教育出版社 课程教材研究所
英语课程教材研究开发中心

2013年5月



YIWU JIADYU JIAGKESHU
YINGYU

英语

四年级 上册

ISBN 978-7-107-26551-3



9 787107 265513